




Club Health Assessment for District 411 B through September 2025

			Status	Membership					Reports				Finance	LCIF		
Club Number	Club Name	Charter Date	Times in Status Quo in Past 2 Years	Current Member Count **	YTD Members Added	YTD Members Dropped	YTD Net Growth% ***	Member Count 1 Year Ago	Dropped Members Avg.Length of Service	Months Since Membership Update	Current Officers Reported ****	Current President Repeated Term	VP Reported *****	Last Date Reported Service (mm/yyyy)	Account Balance	YTD Donations
Clubs less than two years old																
180984	Buhweju	02/27/2025	Active	26	0	0	0.00%	0		3	Y	2	R	09/2025		
181659	Isingiro	04/28/2025	Active	59	5	0	9.26%	0		1	Y	2	N	08/2025	90+ Days	
186512	Kampala Generations	07/31/2025	Newly Chartered	29	29	0	100.00%	0		0	Y		N	08/2025		
183290	Kampala Legacy	07/28/2025	Newly Chartered	22	22	0	100.00%	0		0	Y			08/2025		\$5.00
182487	Koboko Salia Musala	06/05/2025	Active	20	0	0	0.00%	0		3	Y	2	R	09/2025		
181270	Kyengera	03/26/2025	Active	22	1	0	4.76%	0		0	Y	2	R	07/2025		\$900.00
179506	Manyangwa	12/18/2024	Active	23	1	0	4.55%	0		2	Y	2	R	09/2025		
180535	Masaka Greater	02/12/2025	Active	21	0	0	0.00%	0		3	Y	2	N	06/2025		
180441	Mbale City	02/27/2025	Active	22	2	0	10.00%	0		0	Y	2	N	09/2025	90+ Days	
180662	Mulago Community	01/31/2025	Active	34	0	0	0.00%	0		3	Y	2	R	07/2025	90+ Days	\$150.00
171642	Nakivale Light	06/29/2024	Active(1)	18	0	0	0.00%	22		3	Y		N	09/2025	90+ Days	
179645	Rubirizi	12/17/2024	Active	50	11	0	28.21%	0		0	Y	2	R	09/2025		\$920.00
Clubs more than two years old																
65008	ARUA	02/14/2002	Active	38	6	0	18.75%	30		0	Y		N	07/2025		\$200.00
54198	BUSHENYI	03/08/1993	Active	103	16	0	18.39%	86		0	Y		N	09/2025	90+ Days	\$140.00
Exc Award (06/30/2022, 06/30/2023)																
144569	Bushenyi Specialty	12/31/2020	Cancelled(8*)	0	0	3	-100.00%	15	5	0	N	None		02/2025	90+ Days	
116940	BUSIA GREATER	05/21/2012	Active	35	3	0	9.38%	32		0	Y		N	09/2025	90+ Days	
136787	Bwambara	01/08/2019	Active(1)	47	8	0	20.51%	60		0	Y		N	09/2025		
66539	ENTEBBE	08/02/2002	Active	42	0	0	0.00%	52		2	Y		N	09/2025		
153261	Entebbe Road	01/16/2023	Active	45	4	0	9.76%	30		0	Y		N	09/2025		\$2,500.00
119598	Gulu Metropolitan	06/10/2013	Active(2)	13	13	0	100.00%	22		1	Y		N	09/2025		
153614	Hoima Albertine	04/18/2023	Active(1)	19	1	0	5.56%	16		0	Y		N	08/2025	90+ Days	\$82.00
130367	Ibanda Centennial	03/10/2017	Active	33	4	0	13.79%	36		0	Y		N	07/2025		\$331.00
60243	IGANGA	12/31/1997	Active(2)	17	1	0	6.25%	16		1	Y		N	09/2025	90+ Days	




Club Health Assessment for District 411 B through September 2025

			Status	Membership						Reports				Finance		LCIF
Club Number	Club Name	Charter Date	Times in Status Quo in Past 2 Years	Current Member Count **	YTD Members Added	YTD Members Dropped	YTD Net Growth% ***	Member Count 1 Year Ago	Dropped Members Avg.Length of Service	Months Since Membership Update	Current Officers Reported ****	Current President Repeated Term	VP Reported *****	Last Date Reported Service (mm/yyyy)	Account Balance	YTD Donations
33132	JINJA	12/06/1976	Active	55	9	0	19.57%	55		0	Y		N	09/2025		\$420.00
51867	KABALE	06/23/1991	Active	73	1	0	1.39%	39		2	Y			08/2025	90+ Days	
55017	KAKIRA	11/01/1993	Active(1)	41	6	1	13.89%	43	8	0	Y		N	08/2025	90+ Days	
Exc Award (06/30/2017)																
56738	KAMPALA CENTRAL	03/28/1995	Active	110	2	0	1.85%	175		1	Y		N	08/2025		\$6,596.00
Exc Award (06/30/2021, 06/30/2022, 06/30/2025)																
61853	KAMPALA CITY	04/26/1999	Active	17	2	0	13.33%	16		0	Y		R	08/2025	90+ Days	
142032	Kampala East	07/13/2020	Active	77	10	0	14.93%	63		1	Y		N	08/2025		\$1,216.00
27854	KAMPALA HOST	10/11/1959	Active	88	7	0	8.64%	87		0	Y		N	09/2025		\$1,000.00
Exc Award (06/30/2022, 06/30/2023)																
104008	KAMPALA NEW CENTURY	11/24/2008	Active(1)	24	1	0	4.35%	28		1	Y		N	09/2025	90+ Days	
Exc Award (06/30/2023)																
146041	Kampala Victoria Luzira	04/29/2021	Active	45	7	0	18.42%	42		0	Y		N	09/2025		\$255.00
152001	Kamwenge Host	08/19/2022	Active	67	3	0	4.69%	56		0	Y		N	09/2025		\$1,000.00
146108	Kanungu	05/12/2021	Active(1)	17	0	0	0.00%	14		3	Y		N	09/2025	90+ Days	
139770	Kasangati	10/21/2019	Active(2)	16	2	0	14.29%	14		1	Y		N	08/2025	90+ Days	\$200.00
151220	Kasangati Greater	06/17/2022	Active	43	2	0	4.88%	45		0	Y		N	07/2025		\$7,250.00
56506	KASESE	02/02/1995	Active	36	0	0	0.00%	31		3	Y		N	07/2025	90+ Days	
150957	Kira Host	06/21/2022	Active	28	3	2	3.70%	33	3	0	Y			06/2025		\$350.00
126210	Kisoro	11/20/2015	Active(2)	22	0	0	0.00%	23		3	Y		N	12/2023	90+ Days	
118304	KUMI CENTRAL	11/15/2012	Active	58	15	0	34.88%	31		0	Y		N	09/2025		\$555.00
Exc Award (06/30/2020, 06/30/2022, 06/30/2023, 06/30/2025)																
108105	KYENJOJO	04/19/2010	Active(3)	10	0	0	0.00%	16		3	Y		N	09/2024	90+ Days	
130793	Lira Urban	04/25/2017	Active(2)	12	0	0	0.00%	16		3	Y		N	09/2024	90+ Days	
136074	Makerere	08/09/2018	Active	21	1	0	5.00%	30		0	Y		N	09/2025		\$300.00
Exc Award (06/30/2022)																
52964	MASAKA	04/17/1992	Active	65	2	0	3.17%	59		0	Y		N	09/2025	90+ Days	
149181	Masaka City	01/03/2022	Active	23	0	0	0.00%	16		1	Y		N	09/2025	90+ Days	
49162	MBARARA	01/17/1989	Active	108	4	0	3.85%	122		0	Y		N	09/2025	90+ Days	\$1,360.00



Club Health Assessment for District 411 B through September 2025


			Status	Membership					Reports				Finance	LCIF		
Club Number	Club Name	Charter Date	Times in Status Quo in Past 2 Years	Current Member Count **	YTD Members Added	YTD Members Dropped	YTD Net Growth% ***	Member Count 1 Year Ago	Dropped Members Avg.Length of Service	Months Since Membership Update	Current Officers Reported ****	Current President Repeated Term	VP Reported *****	Last Date Reported Service (mm/yyyy)	Account Balance	YTD Donations
Exc Award (06/30/2022)																
120840	Mbarara Central	12/05/2013	Active	59	0	0	0.00%	56		1	Y		N	09/2025	90+ Days	\$1,100.00
149174	Mitooma	12/09/2021	Active	25	1	0	4.17%	19		2	Y		N	09/2025	90+ Days	
141734	Mukono Host	06/20/2020	Active	31	4	0	14.81%	35		0	Y		R	09/2025	90+ Days	
143223	Nebbi	10/12/2020	Active(3)	16	0	2	-11.11%	25	2	0	Y		R	09/2025		
149348	Njeru Nile	01/11/2022	Active(2)	13	4	1	30.00%	13	3	1	Y		N	09/2025	90+ Days	
151322	Nsambya Kampala	06/21/2022	Active(2)	8	1	0	14.29%	13		1	Y			08/2025	90+ Days	\$1,000.00
120435	Ntungamo	09/30/2013	Active	227	6	0	2.71%	147		0	Y		N	09/2025		
141598	Nyapea	06/18/2020	Active	29	5	0	20.83%	21		0	Y		N	09/2025	90+ Days	
137877	Pakwach	05/23/2019	Active	23	3	0	15.00%	25		2	Y		N	09/2025	90+ Days	\$1,000.00
Exc Award (06/30/2022)																
140059	Rukungiri	11/01/2019	Active	105	7	2	5.00%	91	1	0	Y		N	09/2025	90+ Days	\$900.00
153230	Seeta	05/16/2023	Active	24	1	0	4.35%	26		0	Y		N	09/2025		
124540	Sheema	04/21/2015	Active	44	8	1	18.92%	26	1	0	Y		N	09/2025	90+ Days	
149322	Sheema Specialty	12/17/2021	Active	30	3	0	11.11%	24		0	Y		N	09/2025	90+ Days	\$500.00
35297	SOROTI	03/06/1978	Active(1)	18	7	0	63.64%	13		0	Y		N	09/2025	90+ Days	\$200.00
153713	Soroti City	03/02/2023	Active(1)	12	0	0	0.00%	0		8	Y			03/2024		
150959	Wakiso Host	06/20/2022	Active	22	5	0	29.41%	20		0	Y		N	09/2025		
89531	YUMBE	10/31/2005	Active(2)	17	2	0	13.33%	12		0	Y		N	08/2025	90+ Days	

Clubs Cancelled Previous Fiscal Year – Clubs Cancelled within last 12 months may be reinstated

Club Number	Club Name	Charter Date	Current Status*	Cancellation Date
140449	Fort Portal City	12/23/2019	Cancelled(8*)	06/29/2025
127549	Ngora	06/06/2016	Cancelled(8*)	12/30/2024
124965	Tororo Host	06/16/2015	Cancelled(8*)	06/29/2025



Club Health Assessment for District 411 B through September 2025

<div>Club NumberClub NameCharter Date</div>						Status		Membership					Reports				Finance		LCIF
						Times in Status Quo in Past 2 Years	Current Member Count **	YTD Members Added	YTD Members Dropped	YTD Net Growth***	Member Count 1 Year Ago	Dropped Members Avg.Length of Service	Months Since Membership Update	Current Officers Reported ****	Current President Repeated Term	VP Reported *****	Last Date Reported Service (mm/yyyy)	Account Balance	YTD Donations
Current Total Clubs Count	YTD New Clubs Count	YTD Cancelled Clubs Count	YTD Net Club Gain	Current Total Members Count	YTD Add	YTD Drop	YTD Net Growth	YTD Net Growth %	Member Count 12 Months Ago	Average Member Count Per Club	% of Clubs with less than 20 members	% No Officer Report in 12 Months	% of Clubs with balance 90+ days	Number of Clubs in Status Quo	% Status Quo Clubs in Financial Suspension	Number of Cancelled Clubs	Average Cancelled Club Age	Members Lost Due to Cancellation	% of Clubs Cancelled for Non-Financial Reasons
62	2	1	1	2,497	261	12	249	11.08%	2,037	40	24%	0%	53%	0	0%	1	29	3	-300%

* - P - Priority Club. Cancellation Reasons: 1-Objectives/conduct, 2-Non-active club, 5-Non-existing club, 6-Disbanding, 7-Merger, 8-Financial Suspension, 9-District/Multiple District Dues.

** Red denotes below 15 active members.

*** Red denotes 20% + loss.

**** Y - all 3 (President, Secretary, Treasurer) club officers reported, N - not all 3 reported.

***** Abbreviation: N-New, IP-Immediate Past, R-Repeat.